

Operating manual LED-LP-Waterproof luminaries for humid areas with diffuser

Article designations/article numbers

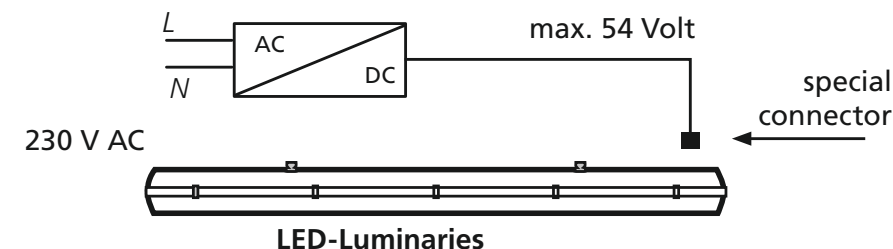
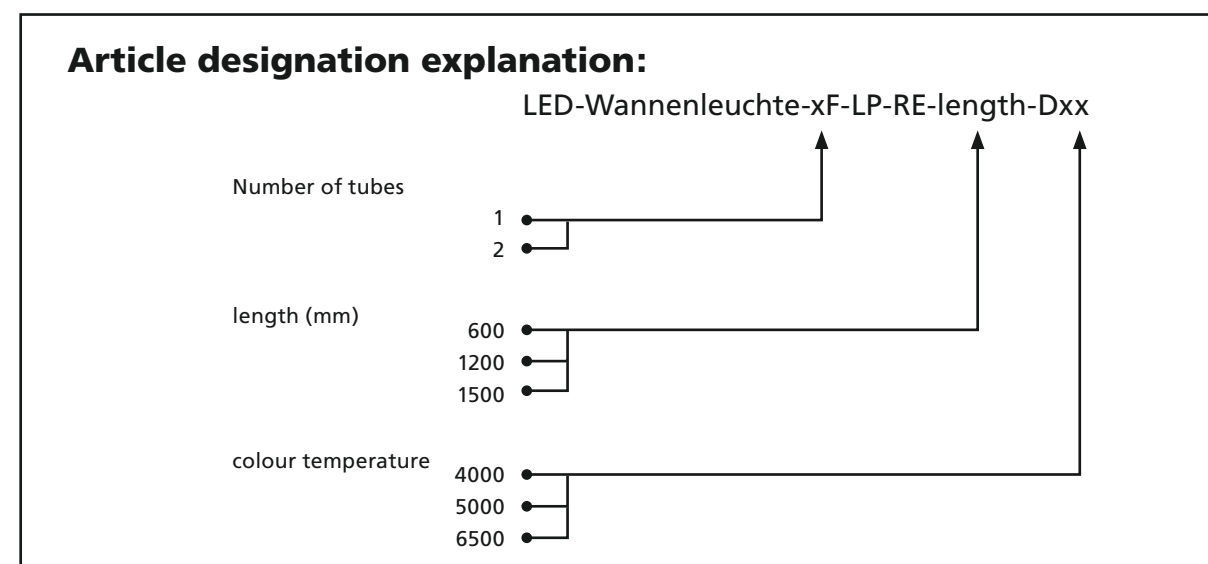
Single tubes LED-Luminaries

014111065 LED-Wannenleuchte-1F-LP-RE-600-1R-D50
 014111066 LED-Wannenleuchte-1F-LP-RE-600-1R-D65
 014111125 LED-Wannenleuchte-1F-LP-RE-1200-1R-D50
 014111126 LED-Wannenleuchte-1F-LP-RE-1200-1R-D65
 014111155 LED-Wannenleuchte-1F-LP-RE-1500-1R-D50
 014111156 LED-Wannenleuchte-1F-LP-RE-1500-1R-D65
 01412064 LED-Wannenleuchte-1F-LP-RE-600-2R-D40
 01412065 LED-Wannenleuchte-1F-LP-RE-600-2R-D50
 01412066 LED-Wannenleuchte-1F-LP-RE-600-2R-D65
 01412124 LED-Wannenleuchte-1F-LP-RE-1200-2R-D40
 01412125 LED-Wannenleuchte-1F-LP-RE-1200-2R-D50
 01412126 LED-Wannenleuchte-1F-LP-RE-1200-2R-D65
 01412154 LED-Wannenleuchte-1F-LP-RE-1500-2R-D40
 01412155 LED-Wannenleuchte-1F-LP-RE-1500-2R-D50
 01412156 LED-Wannenleuchte-1F-LP-RE-1500-2R-D65
 01413064 LED-Wannenleuchte-1F-LP-RE-600-3R-D40
 01413065 LED-Wannenleuchte-1F-LP-RE-600-3R-D50
 01413066 LED-Wannenleuchte-1F-LP-RE-600-3R-D65
 01413124 LED-Wannenleuchte-1F-LP-RE-1200-3R-D40
 01413125 LED-Wannenleuchte-1F-LP-RE-1200-3R-D50
 01413126 LED-Wannenleuchte-1F-LP-RE-1200-3R-D65
 01413155 LED-Wannenleuchte-1F-LP-RE-1500-3R-D50
 01413156 LED-Wannenleuchte-1F-LP-RE-1500-3R-D65

Double tubes LED-Luminaries

014121065 LED-Wannenleuchte-2F-LP-RE-600-1R-D50
 014121066 LED-Wannenleuchte-2F-LP-RE-600-1R-D65
 014121125 LED-Wannenleuchte-2F-LP-RE-1200-1R-D50
 014121126 LED-Wannenleuchte-2F-LP-RE-1200-1R-D65
 014121155 LED-Wannenleuchte-2F-LP-RE-1500-1R-D50
 014121156 LED-Wannenleuchte-2F-LP-RE-1500-1R-D65
 014122064 LED-Wannenleuchte-2F-LP-RE-600-2R-D40
 014122065 LED-Wannenleuchte-2F-LP-RE-600-2R-D50
 014122066 LED-Wannenleuchte-2F-LP-RE-600-2R-D65
 014122124 LED-Wannenleuchte-2F-LP-RE-1200-2R-D40
 014122125 LED-Wannenleuchte-2F-LP-RE-1200-2R-D50
 014122126 LED-Wannenleuchte-2F-LP-RE-1200-2R-D65
 014122155 LED-Wannenleuchte-2F-LP-RE-1500-2R-D50
 014122156 LED-Wannenleuchte-2F-LP-RE-1500-2R-D65
 014123064 LED-Wannenleuchte-2F-LP-RE-600-3R-D40
 014123065 LED-Wannenleuchte-2F-LP-RE-600-3R-D50
 014123066 LED-Wannenleuchte-2F-LP-RE-600-3R-D65
 014123124 LED-Wannenleuchte-2F-LP-RE-1200-3R-D40
 014123125 LED-Wannenleuchte-2F-LP-RE-1200-3R-D50
 014123126 LED-Wannenleuchte-2F-LP-RE-1200-3R-D65
 014123154 LED-Wannenleuchte-2F-LP-RE-1500-3R-D40
 014123155 LED-Wannenleuchte-2F-LP-RE-1500-3R-D50
 014123156 LED-Wannenleuchte-2F-LP-RE-1500-3R-D65

Further lightcolours and lengths on request.



Product description

The LED-Luminaries contain LED-RE tubes and associated Power LED power supply. The components are replaceable. The LED-Luminary is equipped with flush-mounted clips for attaching a diffuser (cover). The polycarbonate housing is impact and heat resistant. The clips are made of metal.

A polyurethane seal integrated into the LED-Luminary ensures IP 66 protection.

The LED-Luminary is resistant to dust, moisture and spray water. The cover has a shock resistance class of IK 08, which means that it is resistant to ball impacts. On request, the steel hooks can also be replaced by steel eyebolts.

Field of application

The LED-Luminaries with LED tube are suitable for indoor and outdoor applications in industrial areas, sports fields, workshops, garages, agricultural buildings and halls.

Operation

Different versions of the LED-Luminaries are available. Power is provided by a separate Power LED power supply. In contrast to conventional luminaries with fluorescent tubes, there is no delay in switching on these lights. Brightness is thus available immediately when the unit is switched on. The start-up time that is familiar from conventional fluorescent tubes is avoided here, meaning that instantaneous lighting is provided.

The light emitted is flicker-free and thus presents no hazard to people who are sensitive to conventional fluorescent luminaries. The LED-Luminary is insensitive to short switching intervals. Whereas standard fluorescent tubes are only economical in continuous operation, the LED-Luminary is also suitable for applications with frequent switching.

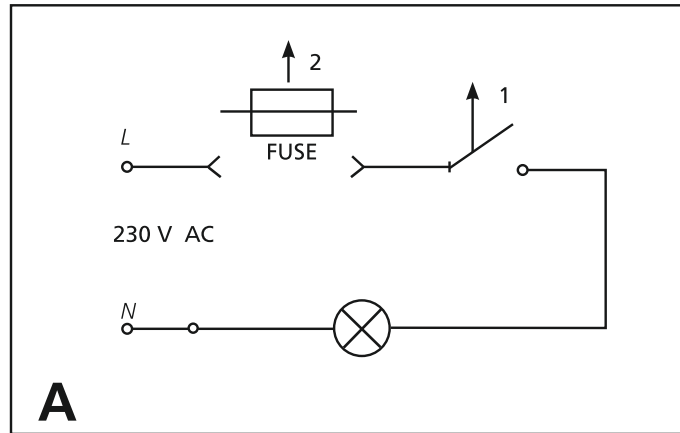
Scope of delivery

- 1 LED-Luminary, type LED-waterproof-light-xF-LP-RE-600/1200/1500-Dxx incl. LED-RE tube and Power LED power supply
- 2 wall mounts with steel hooks for chain suspension if required
- 1 operating manual



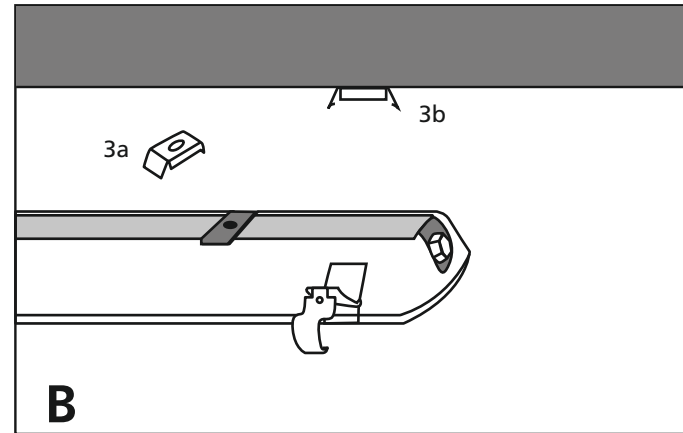
Installation instruction

LED-Luminaries



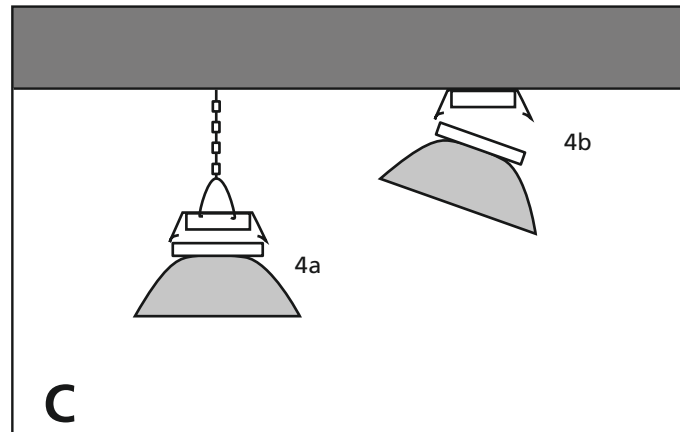
A

Switch off the power supply to the lamp. Disconnect the main fuse.



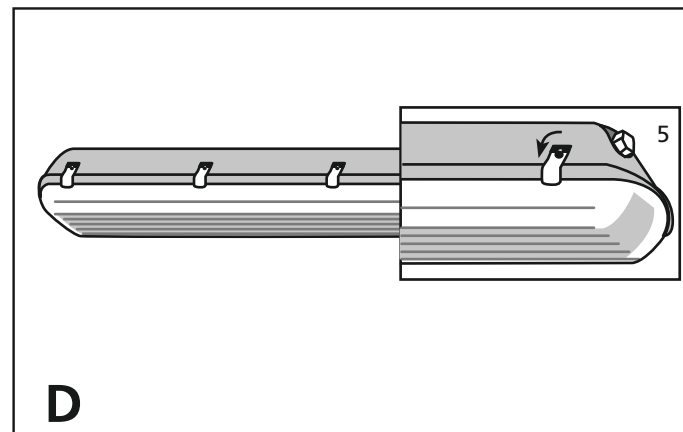
B

Installation of the mounting parts for wall- and ceiling. In case of hanging the lamp with a chain use extra steel eyebolts.



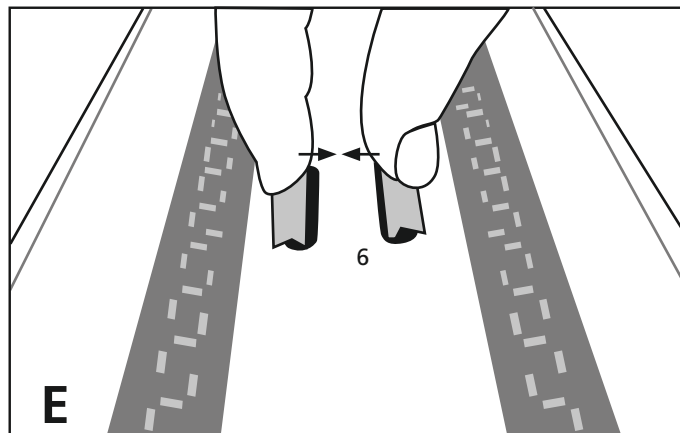
C

4a-Hanging the lamp on a chain.
4b-Mounting the lamp on wall or ceiling.



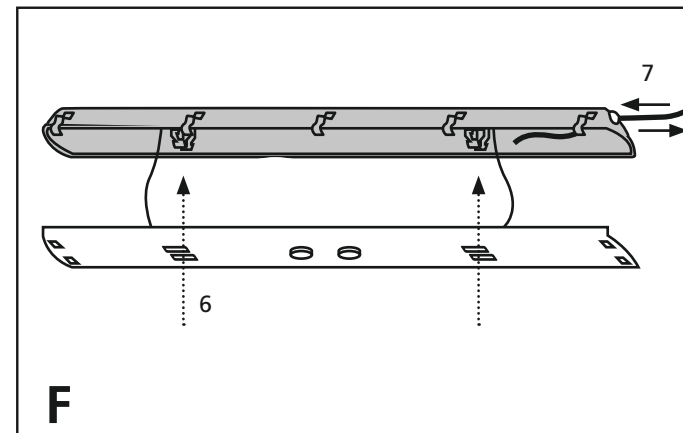
D

Open the cover of the lamp by using the clips.



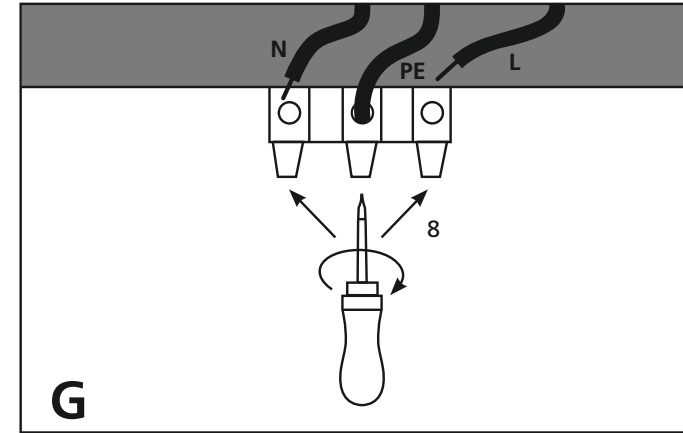
E

Remove the mounting plate (connected to the case through a safety cord) by pushing together the plastic hooks (6).
The LED-RE tube of the single tube Luminary is positioned between the plastic hooks. Here it is necessary to remove the LED-RE tube before using the hooks.



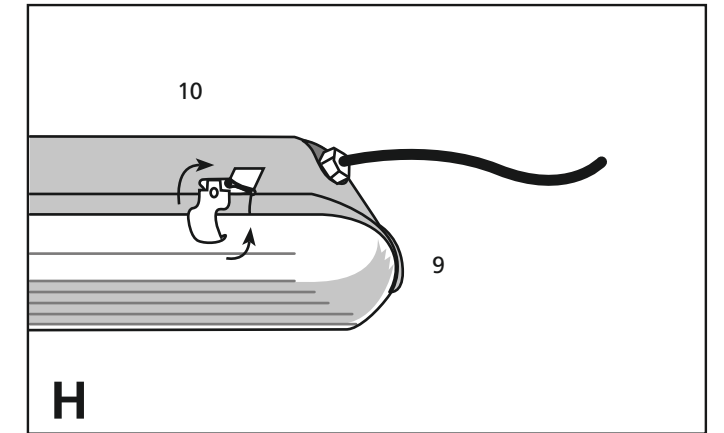
F

Insert the electric connecting cable through the rubber joint in the case (7).



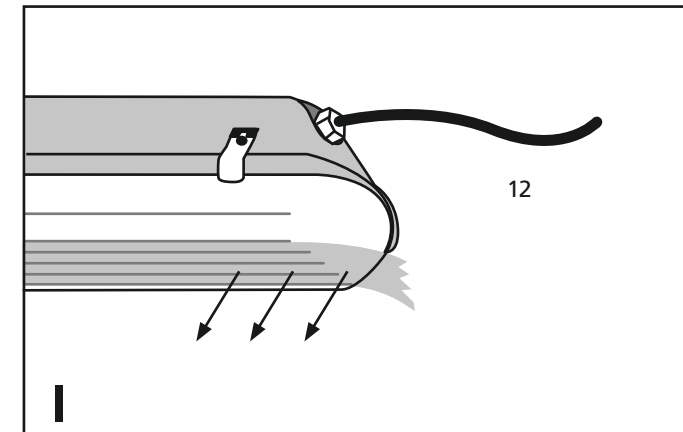
G

Reconnect electric supply N and L.



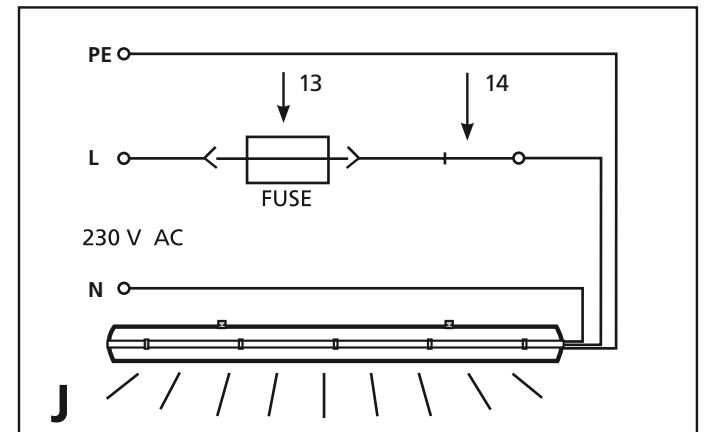
H

Mounting the diffuser cover on the case (10). Close the clips (11).




I

Remove the protective foil of the cover (12).



J

After fitting the cover, reactivate main fuse and switch. LED-Luminaries ist lightening.



Guarantee conditions

Thank you for choosing this product! We are sure that your new device will provide you with a lot of enjoyment in the coming years. Plättner Elektronik GmbH (PE) provides a guarantee of 24 months from the date of purchase for this product. If a change of ownership takes place due to the product being sold on, the guarantee shall be based on the remaining guarantee period from the date of initial purchase.

The validity period varies from country to country depending on the laws applicable locally. For example, a period of just one (1) year applies in Great Britain. In the case of products with a guarantee period of over three (3) years, guarantee claims or other questions relating to the guarantee that arise after the three (3) years have expired should be addressed directly to PE or its distributors. The address and telephone number can be found at www.plaettner.com.

Guarantee conditions

1. The guarantee is only valid in combination with the original invoice, sales receipt or a confirmation of the guarantee period from PE. The repair or replacement of the device or of individual parts does not result in an extension or renewal of the guarantee period.
2. The decision to repair or replace a faulty device or component parts shall be taken at the sole discretion of PE. The relevant replaced device or component part shall then become the property of PE.
3. PE attaches great importance to good service which ensures that repairs are to be carried out quickly and reliably. For this reason, all guarantee repairs shall be carried out by PE itself or by appointed specialist dealers. If repairs are carried out during the guarantee period by parties who are not authorised or appointed, the guarantee shall become null and void.
4. After the end customer has reported the fault, the faulty device shall be replaced with a comparable model once PE has granted its approval for replacement. This replacement device becomes the property of the end customer only after the faulty device has been handed over and only if the guarantee claim is not rejected within 4 weeks of the faulty device being handed over to PE. The faulty device is to be handed over without delay, within five (5) working days at the latest.

Disposal

This electrical device must NOT be disposed of in the household waste. To dispose of it in a proper manner, please contact the public waste collection points in your municipality. Your municipal authority will provide information on

Otherwise the end customer shall be charged for the replacement device in accordance with the current end consumer price.

5. The guarantee from PE does not include the following items:
- a) Routine checking, maintenance and repair, and the replacement of wearing parts
 - b) Faults that have resulted from incorrect operation or incorrect installation
 - c) Damage caused by storms, water, fire, surge voltage, force majeure or war, incorrect connection to the power supply, insufficient ventilation or other causes that PE has no influence upon
 - d) Use of the product outside of the scope of the product specification
 - e) Incorrect mounting or installation
 - f) Damage caused by transport or by inappropriate packaging
 - g) Products with no series number or where the series number has been changed, deleted, removed or otherwise rendered illegible. The guarantee period has no bearing whatsoever on customers' statutory guarantee entitlements or other contractual entitlements from dealers and does not limit these entitlements in any manner.

In the case of complaints or claims regarding faults that fall within the scope of these guarantee exclusions, PE reserves the right to charge the customer for any costs that may arise from these complaints or claims.

PE and its distributors are not liable – to the extent permitted by law – for direct or indirect damages or losses. Claims for compensation for damages based on this guarantee are excluded to the extent permitted by law.

Our general terms of delivery for electronics products and services can be viewed at www.plaettner.com or requested by telephone.

the location of these collection points, on any applicable limits on the amount of waste that they will accept each day/month/year and on the costs that may apply if the waste is collected from your home.

Notes

Safety information

Always disconnect the power supply before carrying out installation or maintenance. Avoid high ambient temperatures. Never look directly into the light source as this could cause eye damage. The safety information and technical specifications must be strictly adhered to.

The quick and simple installation of the LED-Luminaries must only be carried out by qualified personnel such as the employees of a specialist electrical company (qualified electrician as per DIN VDE 1000-10). Protect the product against dust, moisture and splashes. The LED-Luminaries must not be damaged or operated when damaged.

An EULUMDAT file can be provided on request.

Appropriate usage

The LED-Luminary serves as a substitute and replacement for conventional fluorescent tubes.

Use for purposes other than those specified is not permitted. The overall product must not be modified or converted in any way. Modifications may lead to damage to the product and, in addition, may also result in hazards such as short-circuits, fire, electric shock, etc. All personal injury and material damage caused by inappropriate usage is the responsibility of the operator of the product and not of the manufacturer of the product.

Please note that incorrect operation or connection of the product is outside of our scope of influence. Consequently, we accept no liability whatsoever for damage caused in this way.


Usage instructions

This operating manual is an integral component of this product. It contains important information on putting the product into operation and on operating it. Please remember this if you pass the product on to third parties. For this reason, please keep this operating manual safe for future reference. A special Power LED power supply unit with a constant current output is part of the scope of delivery of the LED-Luminary.

Use only the power supply unit that we provide; the use of other power supply units will render the warranty null and void and will invalidate any liability on our part. The LED-Luminary does not light up if it is connected under live voltage. If the LED tube should be connected under live voltage, disconnect it from the power supply and wait until the LEDs flash before switching it on again.

WARNING! Always observe the information in this manual to ensure that the LED-Luminary is installed and operated in a safe manner. Observe the applicable installation regulations. The LED power supply can be connected to the LED-RE only from one side. If the isolation of the flexible cable is damaged, it must be replaced only by a dedicated cable, which is only available from the manufacturer or its service agent. The lamp must be disconnected from the power supply when carrying out installation.

The light-emitting characteristics of the LED-Luminaries make it likely that the lighting behaviour that you are accustomed to for a given light fitting will now change. No guarantee is given that lighting standards such as those that apply to workplaces will be adhered to after retrofitting this product. For this reason, it is recommended that the lighting situation be checked.



Technical Data LED-Luminaries

Model/Parameter	LED-WL-xF-LP-RE-600-Dxx			LED-WL-xF-LP-RE-1200-Dxx			LED-WL-xF-LP-RE-1500-Dxx		
Light source	measure [mm]		weight	measure [mm]		weight	measure [mm]		weight
	A	D		A	D		A	D	
Single tube	662	350	2,1 kg	1272	700	3,5 kg	1572	940	4,1 kg
double tube	662	350	3,1 kg	1272	700	4,7 kg	1572	940	5,7 kg
Diffusor / cover	PC-UV with high impact resistance structured plastic								
Diffusor / cover colour	milky								
Ambient temperature	-25°C bis +50°C								
Housing	Polykarbonat (PC-UV) and metal clips								
Housing colour	gray								
Seal	Polyurethan								
Illustration of the wet room LED-Luminary									

Electric Installation LED-Luminaries


Model/Parameter	LED-WL-xF-LP-RE-600-Dxx	LED-WL-xF-LP-RE-1200-Dxx	LED-WL-xF-LP-RE-1500-Dxx	
Supply voltage	220V to 240V			
Mains supply frequency	50Hz to 60Hz			
Main connection	clip 3-pole, 1,0mm ² to 2,5mm ²			
Current consumption of Power LED power supply	Single tube	700 mA		
	Double tube	1x700 mA	2x700 mA	2x700 mA
Rated input current	Single tube	0,19A	0,19A	0,19A
	Double tube	0,19A	0,38A	0,38A

Technical Data LED-RE tube

Model/Parameter	LED-WL-xF-LP-RE-600-Dxx	LED-WL-xF-LP-RE-1200-Dxx	LED-WL-xF-LP-RE-1500-Dxx
LED-Type	Low Power LED		
Input LED-RE-tube, in Watt	13	26	33
Single tube			
Input LED-RE-tube, in Watt	26	33	65
Double tube			
LED-lifetime	> 50.000 hours ¹⁾		

Optical properties LED-RE tube

Model/Parameter	LED-WL-xF-LP-RE-600-Dxx	LED-WL-xF-LP-RE-1200-Dxx	LED-WL-xF-LP-RE-1500-Dxx	
Colour temperature	D40	neutralwhite 4000K		
	D50	coldwhite 5000K		
	D65	daywhite 6500K		
Colour rendering index	>80 CRI ²⁾			
Luminous flux (Lumen) Single tube ⁴⁾	D40	1900	3800	4800
	D50			
	D65			
Luminous flux (Lumen) Double tube ⁴⁾	D40	3800	7600	9600
	D50			
	D65			



Technical Data

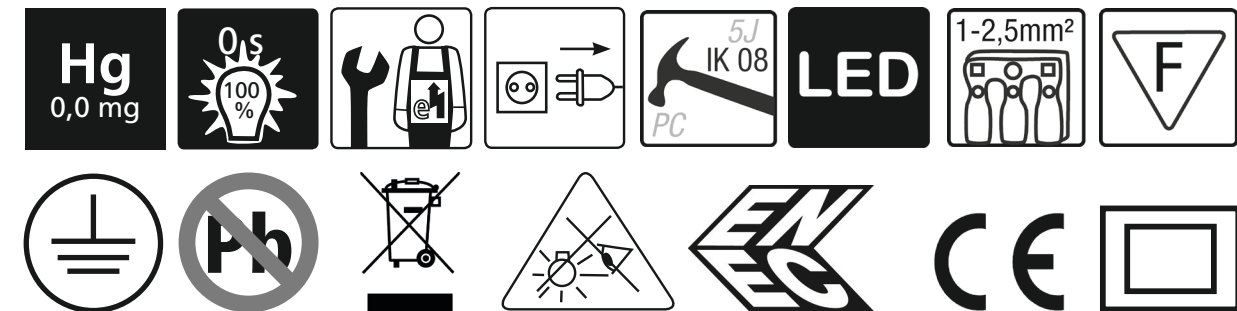
Power LED power supply

Model/Parameter		
Mains input voltage range		220V to 240V AC RMS
Power factor λ		> 0,90 (typical 0,98) ³⁾
Ambient temperature		-25°C to 50°C
Max. operating temperature		75°C
Max. power output	Single tube	36 W
	Double tube	72 W
Operating mode		constant power supply 700 mA
Dimmable		possible, on request
Dimensions (LxWxH)		(A1) 424mm x (B1) 30mm x (C1) 26,5mm
Weight		362g
Diagram of power supply unit		<p>The diagram shows a cross-section of the power supply unit. It is a long, narrow component with a central section. Dimensions are labeled: B1 is the width of the top section, C1 is the height of the top section, A1 is the total length, A2 is the length of the central section, and D1 is the diameter of the mounting holes on the sides.</p>

General information

Model/Parameter	LED-WL-xF-LP-RE-600-Dxx	LED-WL-xF-LP-RE-1200-Dxx	LED-WL-xF-LP-RE-1500-Dxx
Light properties	Flicker-free light in comparison to conventional fluorescent tubes, no UV or IR radiation, directed light		
Protection degree	IP66		
Degree of protection against damaging mechanical stress (IK-Code, degree of shock resistance)	IK 08		
Ignition and inflammation protection class	F		
Warranty	2 years		
Energy saving	Up to 65% immediate reduction in electricity consumption		
Energy label	A++		
Mounting type	LED circuit boards mounted in a replaceable profile (LED-RE tubes). Power LED power supply, mounted with spacers in the housing.		
Conformity	EnVKV, EN 61347-1, EN 61347-2-13, IEC/EN 61000-3-2, IEC/EN 61000-3-3, IEC/EN 61547:2009, EN 55015:2006:2007 + A1, IEC/EN 61000-4-5, IEC/EN 62471-1 + IEC/TR 62471-2, DIN EN 60529, DIN EN 62031:2009-01, CE-conform, RoHS-conform, WEEE-conform, ENEC certified, REACH-conform, directive 2006/95/EG, directive 2011/65/EU, directive 2009/125/EG		

- 1) At a maximum ambient temperature of 25°C
- 2) At a colour temperature of 5000 K
- 3) With a connected load > 20W
- 4) ±15%



The contents of this product data sheet are subject to errors and technical modifications.
 © Plättner Elektronik GmbH 2017 - ENG Rev. 2.6

